

CONTROL

# Exploring Roxbury

Sam, Allie, Hussein, Sarah



# Ellis


# Memorial

- Rated 3 out of 4 on Massachusetts Quality Ranking System
- Accredited by the National Association for the Education of Young Children
- Works to help underprivileged families
- Ellis' goal is engage, educate, and empower youth

Source:



**Location at Eldredge**

 **66 Berkley Boston, MA**



**Location at the Dewitt Center**

 **122 Dewitt Dr. Roxbury, MA**



**Location at Eldredge**

 **58 Berkley Boston, MA**



# Dewitt Center

- Lower Roxbury Community Corporation built in 1966 in response to increased housing projects and gentrification
- Renamed Madison Park Development Corporation in
  - After a park in the area that was bulldozed
- Roxbury experienced "white flight"
  - Community consisted of black, Latinos, and Cape Verdeans

## **Ellis @ Dewitt**

- 5-12 age range @ Dewitt
- MPDC residents: \$50-\$75/week based on income and household size
- The cost for non-residents: \$125/week
- Provides enrichment opportunities for children such as: art, cooking, STEM
- Provides meals and snacks as well as education field trips for members

# Demographics\*

\*2010 Census

## RACE & ETHNICITY

2010 Numbers and Percentages (US Bureau of the Census)

Roxbury

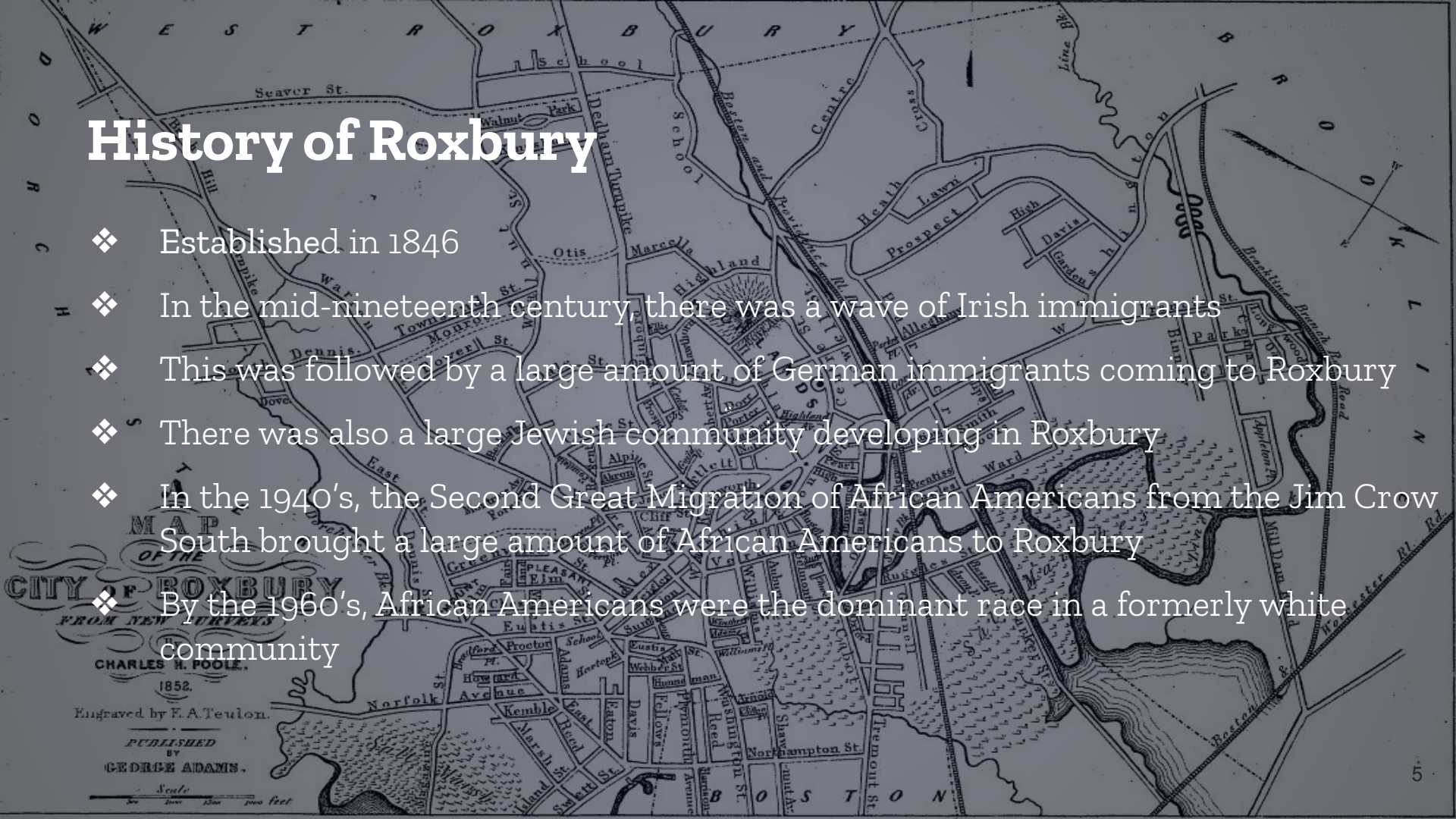
White (alone)	3,913	(6.5%)
Black or African American (alone)	33,266	(55.6%)
Hispanic or Latino (all races)	17,842	(29.8%)
American Indian and Alaska Native (alone)	259	(0.4%)
Asian (alone)	719	(1.2%)
Native Hawaiian and Other Pacific Islander (alone)	21	(0.0%)
Some other Race	1,874	(3.1%)
Two or More Races	1,896	(3.2%)

Source: [Department of Neighborhood Development](#)



# History of Roxbury

- ❖ Established in 1846
- ❖ In the mid-nineteenth century there was a wave of Irish immigrants
- ❖ This was followed by a large amount of German immigrants coming to Roxbury
- ❖ There was also a large Jewish community developing in Roxbury
- ❖ In the 1940's, the Second Great Migration of African Americans from the Jim Crow South brought a large amount of African Americans to Roxbury
- ❖ By the 1960's, African Americans were the dominant race in a formerly white community



MAP  
OF THE  
CITY OF ROXBURY  
FROM NEW VIEWS  
CHARLES H. POOLE.  
1852.  
Engraved by F.A. Teulon.  
PUBLISHED  
BY  
GEORGE ADAMS.  
Scale  
0 500 1000 1500 feet

# Community Leaders

"You never give up hope, never, because just when you think you're gonna give up, that's when you could really gain the victory -- if you just kept on going, just a little bit more."

- **Melnea Cass**, "First Lady of Roxbury", President of the Boston NAACP

"My mother bought her home in Roxbury at a time when many people were not making investments in this community, and she worked with others to strengthen Egleston Square as a neighborhood,"

- Pamela Walker, daughter of **Delphine Walker** renowned community activist who worked to strengthen Egleston Square





## From the Community

""They're pushing out all the people from this area, and they're pushing us out to places that don't want us.... I get angry every time I think about it.""

~ Chrystal Wesley, Roxbury resident





# Community Spaces

- Dudley Station
- Tropical Foods
- Boston Public Library - Dudley Branch
- Dewitt Center
- Hibernia Hall
- Museum of the National Center of Afro - American Artist

# Schools in Roxbury

- Boston Latin Academy
- Madison Park Technical Vocational High School
- John D. O'Bryant School of Mathematics & Science
- Roxbury Prep. Charter School
- Roxbury Community College





# Trip to Tropical Foods



Founded by Pastor Medina, Cuban Native who was forced from his home under Fidel Castro and came to the US with nothing, but managed to fulfill his dream of reopening a supermarket.



Features a variety of unique foods and produce, untraditional of many grocery stores.



50 cookies for \$2.99!

Noticeably cheaper products.

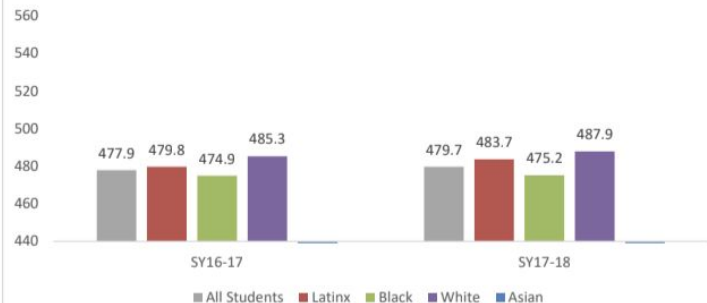


# Orchard Gardens Academics Scores G3-8

## English Language Arts - Grades 3-8

The Next Generation MCAS was administered for the first time in SY16-17. This ELA assessment emphasizes reading and writing skills through Composition, Language and Reading and Literature. The range for scaled scores is 440 to 560, with a score of 500 required to indicate a student met grade-level expectations.

ELA Average Scaled Score



Subgroup	SY16-17		SY17-18	
	N	Avg. Scaled Score	N	Avg. Scaled Score
All Students	520	477.9	521	479.7
Latinx	264	479.8	241	483.7
Black	221	474.9	247	475.2
White	13	485.3	10	487.9
Asian	8			

On average, students are not meeting grade-level expectations (a score of at least 500)



Overall Niche Grade

How are grades calculated?



Academics



Diversity



Teachers







**Thanks!**

**Any questions?**



# Sources

- <https://www.wbur.org/news/2018/05/22/melnea-cass-boston-legacy>
- Delphine's Courtyard opened | Boston.gov
- <https://www.bostonusa.com/about-boston/boston-neighborhoods/roxbury/>
- <https://www.ellismemorial.org>
- <http://www.madison-park.org/what-we-do/resident-community-services/dewitt-center/>
- [https://en.wikipedia.org/wiki/Roxbury,\\_Boston](https://en.wikipedia.org/wiki/Roxbury,_Boston)
- <https://www.bostonherald.com/2018/11/14/roxbury-residents-say-theyre-being-driven-out/>
- <http://www.bu.edu/articles/2019/getting-to-know-your-neighborhood-roxbury/>
- <http://tropicalfoods.net>