

PROMOTING TECHNOLOGY ENGAGEMENT AND ADOPTION TO EHDOC ELDERLY

Eyad Al Awwad, Liang-Han Lin, Smit Patil, Pradeep Poonati




INTRODUCTION/OVERVIEW

Main Goal

- EHDOC (Elderly Housing Development & Operations Corporation) is looking to promote technology within their elderly population
- Promote technology engagement and adoption to the elderly in EHDOC

Our Objectives

- Obtain a greater understanding of the reasons behind the lack of technology engagement
- Develop solutions to increase engagement
- Implement the solutions



HOW WE STARTED

Physical Survey

- Can be attached to the newspaper they have every month
- Traditional surveys are more friendly to them
- EHDOC can hand out surveys at their event



What we can get from the survey

- Give us the current status of the use of technology by the elderly
- How they want to learn new technology
- What new technologies do they want to learn




RESEARCH METHODOLOGY

Stakeholders meeting and online references:

- Conducted meetings with the stakeholders to identify their problems and how we can address them using this survey.
- Reviewed online materials for similar kinds of surveys to identify the challenges they faced.
- Developed questions based on this research.

The BIGGER question: Willingness to adopt technology?

- The biggest question that arose during our research phase was: Is there a willingness within the elderly population to adopt the technology?



DEVELOPING THE SURVEY

Focus group sessions:

- Conducted focus group sessions involving older adults within the EHDOC organization during our weekly meetings.
- Shortlisted the questions to include in the final survey based on the responses from the elderly's in the focus group session.

Survey Formatting:

- Single paged survey with enough spacing and easily readable text.
- Accessible via multiple formats
- Including an Introduction/Overview paragraph in the newsletter version.

EHDOC Technology Survey

What devices do you currently own?
 Smartphone (iPhone) Tablet (iPad) Laptop Other _____

What tasks do you currently do on your devices?
 Healthcare (Patient's Gateway) Staying connected with friends and family Banking
 Online Shopping Entertainment (Games, YouTube, etc.) Reading/News

How much time do you spend on your devices a day, on average?
 Less than an hour 1 to 3 hours 3 to 5 hours Greater than 5 hours

How willing are you to learn a new device if it was provided to you?
Entirely unwilling

1	2	3	4	5
---	---	---	---	---

 Extremely willing

How much effort are you willing to invest to learn a new app?
Minimal effort

1	2	3	4	5
---	---	---	---	---

 Considerable effort

How willing would you be to learn new apps or devices:
On your own (using YouTube, Google)

1	2	3	4	5
---	---	---	---	---

With the help of a friend or family member

1	2	3	4	5
---	---	---	---	---

In group info sessions

1	2	3	4	5
---	---	---	---	---

How interested are you in using technology for:
Entertainment

1	2	3	4	5
---	---	---	---	---

Information and education

1	2	3	4	5
---	---	---	---	---

Staying connected with friends and family

1	2	3	4	5
---	---	---	---	---

Online shopping

1	2	3	4	5
---	---	---	---	---

Banking

1	2	3	4	5
---	---	---	---	---

Healthcare (Doctor's appointments, PatientGateway)

1	2	3	4	5
---	---	---	---	---

What is your age range?
 60 - 70 years old 70 - 80 years old 80 - 90 years old 90+ years old

Do you currently live in EHDOC housing? Yes No


Want to add something that wasn't asked in the questions? Please share on the back of this survey.



SURVEY COLLECTION

How we sent out responses

- Newsletters
- Presented to 100+ elderly population during a major EHDOC event
- Distributed throughout EHDOC buildings



EVENTS



DATA EXTRACTION AND ANALYSIS

How we compiled it into the database:

- Received the survey results as PDF's from Tracy and Paul
- Extracted raw data to excel sheet
- Converted raw data in to string, binary and numerical data

How we analyzed the data:

- Binary data was aggregated in to percentages
- Average of numerical data was calculated and adjusted



Binary

String

Numeric

String Binary

Survey Packet	Survey Number	What devices do you currently own?				What tasks do you currently do on your devices?						Time spent on devices, on average? (hrs)	Willingness to learn a new, provided device?	Effort willing to invest to learn a new app?	How willing would you be to learn new apps or devices?			How interested are you in using technology for:					What is your age range? (in years)	Do you currently live in EHDC housing?	
		Smartphone	Tablet	Laptop	Other	Healthcare	Staying connected	Banking	Online shopping	Entertainment	Reading/News				On your own	Help of a friend	Group info sessions	Entertainment	Information	Staying connected	Online shopping	Banking			Healthcare
1	1	0	0	0	0	0	1	0	0	0	0	<1	3	1	1	1	1	2	2	2	2	2	80-90	TRUE	
	2	1	1	1	0	0	1	0	0	1	0	1-3	4	3	3	3	2	3	3	4	2	2	3	70-80	TRUE
	3	0	0	0	0	0	0	0	0	0	0	<1	3	1	1	1	1	1	1	1	1	1	1	70-80	TRUE
	4	0	0	0	0	0	0	0	0	0	0	<1	3	5	1	1	5	2	2	5	5	3	5	60-70	TRUE
	6	1	0	0	0	0	1	0	0	0	0	<1	2	1	1	2	1	3	1	4	1	1	1	70-80	TRUE
	7	1	0	0	0	0	1	0	0	0	0	1-3	4	1	3	1	1	1	1	5	4	3	3	60-70	TRUE
	8	1	0	0	0	0	0	1	1	1	0	<1	5	5	1	5	5	5	1	5	1	1	5	70-80	TRUE
	9	1	0	0	1	1	0	1	1	1	1	>5	5	5	5	5	1	4	4	4	4	4	4	60-70	FALSE
	10	0	0	0	1	0	1	1	0	0	1	>5	3	1	1	3	1	1	1	4	1	4	4	80-90	TRUE
	11	1	0	0	0	0	0	1	0	0	1	1-3	5	5	5	3	1	1	5	1	1	1	1	80-90	TRUE
	2	1	1	0	1	0	1	1	1	1	1	>5	5	5	5	2	4	5	5	5	5	5	5	80-90	TRUE
2		1	1	0	0	1	1	1	0	0	1-3	3	3	3	5	3	2	5	5	1	5	5	5	80-90	TRUE
3		1	1	1	0	0	1	1	1	0	1-3	3	1	1	1	1	1	1	5	5	5	5	80-90	TRUE	
4		0	0	1	0	0	1	1	1	1	>5	5	5	5	5	5	5	5	5	5	5	5	60-70	TRUE	
5		1	0	0	0	0	1	0	0	0	<1	2	1	1	5	1	1	1	5	5	5	5	60-70	TRUE	
6		1	1	0	0	0	1	0	1	1	0	>5	1	1	1	1								80-90	TRUE
7		0	0	1	0	0	1	0	0	0	1	<1	5	4	4	4	4	1	1	4	1	1	1	60-70	TRUE
8		1	0	0	0	0	1	0	0	0	0	<1	5	3	5	5	1							60-70	TRUE
9		1	1	0	0	1	1	1	1	1	1	1-3	4	4										70-80	TRUE
3	1	1	0	1	0	1	1	1	0	1	1-3	5	5		1	5	5	4	4	2	4	5	70-80	TRUE	
	2	1	0	0	0	0	1	0	0	1	>5	5	5		1	5	5	5	5	5	3	5	80-90	TRUE	
	3	1	1	0	0	1	1	1	1	1	1-3	5	5		5	5	5	5	5	5	5	5	60-70	TRUE	
	4	0	0	0	1	0	0	0	0	1	1-3	5	1		1	1	3	5	1	5	1	1	60-70	FALSE	
	5	1	0	0	0	0	1	0	0	0	0	1-3	5	5		5	5	5					80-90	TRUE	
4	1	1	0	1	0	1	1	0	0	1	1-3	5	5		5	5	5					5	70-80	TRUE	
	2	0	1	0	0	0	1	1	1	1	3-5	4	4		4	5	1		1	3	3	3	80-90	TRUE	
	3	1	1	0	1	1	1	1	1	0	1	3-5	5	5		5	5	5		5	5	5	70-80	TRUE	
	4	0	0	1	0	0	0	0	0	1	0	3	3		3	3	2		3	3	1	1	70-80	TRUE	
	6	1	0	0	0	0	1	1	0	0	0	<1				3				5			5	80-90	TRUE
	7	0	1	0	0	0	1	1	1	0	0	1-3	5	4		3	4	4		3	5	5	5	70-80	TRUE
	8	1	1	1	0	0	1	0	1	1	1	3-5	3	3		1	1	1		5	5	5	5	80-90	TRUE
			68%	32%	29%	13%	35%	84%	42%	35%	42%	35%	Average	3.896552	3.413793	2.793103	3.2	2.827586	3.037037	3.230769	4	3.125	2.875	3.703704	
												Adj. Avg	2.896552	2.413793	1.793103	2.2	1.827586	2.037037	2.230769	3	2.125	1.875	2.703704		
												%	0.724138	0.603448	0.448276	0.55	0.456897	0.509259	0.557692	0.75	0.53125	0.466875	0.675926		
													15.18312	11.65398	7.801427	10.24	7.995244	9.223594	10.43787	16	9.765625	8.265625	13.71742		



SURVEY FINDINGS AND CONCLUSIONS

What devices do you currently own?				Whats tasks do you currently do on your devices?					
Smartphone	Tablet	Laptop	Other	Healthcare	Staying connected	Banking	Online shopping	Entertainme nt	Reading/Ne ws
68%	32%	29%	13%	35%	84%	42%	35%	42%	35%

- 68% of the elderly have a smartphone
- 84% of the elderly use devices to stay connected with friends and family



Willingness to learn a new, provided device?	Effort willing to invest to learn a new app?	How willing would you be to learn			How interested are you in using technology for:					
		On your own	Help of a friend	Group info sessions	Entertainment	Information/Education	Staying connected	Online shopping	Banking	Healthcare
2.90	2.41	1.79	2.20	1.83	2.04	2.23	3.00	2.13	1.88	2.70

- Interest in using technology to stay connected is the highest among all choices, followed by healthcare
- **High** willingness (2.9/4) to learn a new, provided device
- **Above average** willingness (2.4/4) to learn new apps
- Individual's Interest in learning technology are skewed to the extremes — elders were either extremely interested in learning technology or not at all



- The younger elderly (60-70) are significantly more willing to learn more about technology than the older elderly (80-90)
- The younger elderly (60-70) are more interested in using technology for **online shopping, banking, and information/education**
- Elderly who don't understand English well are interested in having their devices translated for them



THANK YOU

Our acknowledgements to Paul and Tracy
from EHD0C and Professor Bleakney

